

BERGHOF PRODUCTS + INSTRUMENTS GMBH

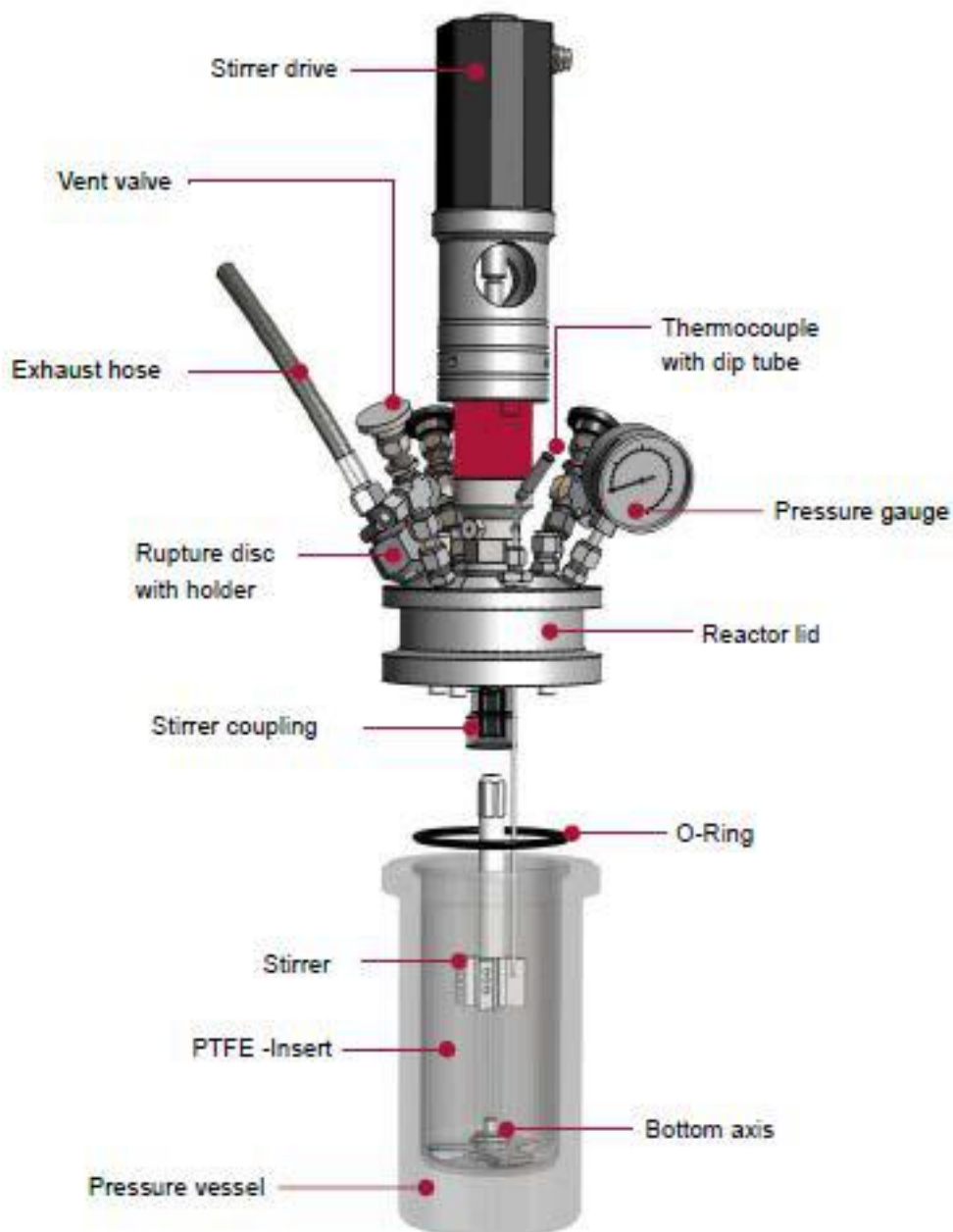
BR-High Pressure Reactors

Technical Specifications



BR-High Pressure Reactors

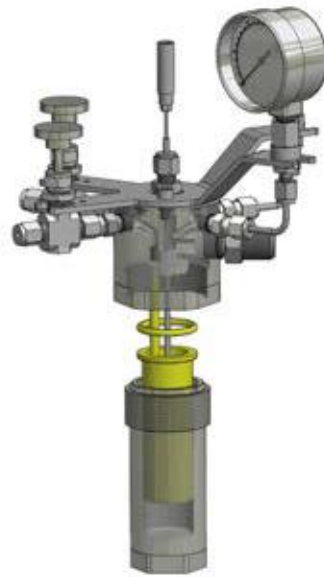
Technical Basics



BR-25 | BR-40



Technical Specifications



TECHNICAL SPECIFICATIONS BR-25 BR-40					
	BR-25		BR-40		
Material	Stainless Steel 316Ti (1.4571) or Hastelloy C-22 (2.4602)				
Temperature max.	300° C	230° C	300° C	230° C	
Pressure max.	200 bar	200 bar	200 bar	200 bar	
Reactor Vessel	Volume	approx. 30 ml	approx. 47 ml	approx. 45 ml	approx. 68 ml
	Inner Diameter	25 mm	27 mm	24 mm	29 mm
	Inner Height	62 mm	83 mm	99.6 mm	104 mm
	Weight	approx. 0.6 kg		approx. 0.7 kg	
TFM™-PTFE Insert (optional)	Volume	-	approx. 29 ml*	-	approx. 45 ml*
	Inner Diameter	-	22 mm*	-	24 mm*
	Inner Height	-	77 mm*	-	101 mm*
Armatures	Standard Armatures	Rupture Disc, Dip Tube, Valve			
	Pressure Measurement	analog and/or digital			
	Ports (total)	6	6	6	6
	Ports (free)	2**	2**	2**	2**
	Type of connection	1/8" Tube Connection	1/8" Tube Connection	1/8" Tube Connection	1/8" Tube Connection
Heating Systems (optional)	Electrical (Hot Plate)	✓	✓	✓	✓
	Via Fluid	-	-	-	-
Stirring	Via Hot Plate	✓	✓	✓	✓
	Via Magnetic Drive	-	-	-	-

* In this specification only to use with PTFE Insert

** The number of free ports can be enlarged by the use of T-connections

BR-100 | BR-200



Technical Specifications



TECHNICAL SPECIFICATIONS BR-100 | BR-200

	BR-100		BR-200		
Material	Stainless Steel 316Ti (1.4571) or Hastelloy C-22 (2.4602)				
Temperature max.	300° C	230° C	300° C	230° C	
Pressure max.	200 bar	200 bar	200 bar	200 bar	
Reactor Vessel	Volume	approx. 170 ml	approx. 190 ml	approx. 225 ml	approx. 250 ml
	Inner Diameter	42 mm	44 mm	42 mm	44 mm
	Inner Height	126 mm	127,7 mm	165 mm	166,7 mm
	Weight	approx. 1.8 kg		approx. 2.1 kg	
TFM™-PTFE Insert (optional)	Volumen	-	approx. 95 ml*	-	approx. 195 ml*
	Inner Diameter	-	32 mm*	-	40 mm*
	Inner Height	-	121 mm*	-	158,7 mm*
Armatures	Standard Armatures	Rupture Disc, Dip Tube, Valve			
	Pressure Measurement	analog and/or digital			
	Ports (total)	5	5	5	5
	Ports (free)	1**	1**	1**	1**
	Type of connection	8 mm Tube Connection	8 mm Tube Connection	8 mm Tube Connection	8 mm Tube Connection
Heating Systems (optional)	Electrical (Hot Plate)	✓	✓	✓	✓
	Via Fluid	-	-	-	-
Stirring	Via Hot Plate	✓	✓	✓	✓
	Via Magnetic Drive	-	-	-	-


* In this specification only to use with PTFE Insert

** The number of free ports can be enlarged by the use of T-connections

BR-300 | BR-500 | BR-700



Technical Specifications



TECHNICAL SPECIFICATIONS BR-300 | BR-500 | BR-700

	BR-300	BR-500	BR-700
Material	Stainless Steel 316Ti (1.4571) or Hastelloy C-22 (2.4602)		
Temperature max.	300° C	300° C	300° C
Pressure max.	200 bar	200 bar	200 bar
Reactor Vessel			
Volume	approx. 390 ml	approx. 630 ml	approx. 980 ml
Inner Diameter	68 mm	68 mm	68 mm
Inner Height	108 mm	175 mm	271 mm
Weight	approx. 4 kg	approx. 6 kg	approx. 8.5 kg
TFM™-PTFE Insert* (integrated)			
Volume	approx. 310 ml	approx. 500 ml	approx. 800 ml
Inner Diameter	62,5 mm	62,5 mm	62,5 mm
Inner Height	98 mm	165 mm	261 mm
Armatures			
Standard Armatures	Rupture Disc, Dip Tube, Valve, Tool		
Pressure Measurement	analog and/or digital		
Ports (total)	6	6	6
Ports (free)	2**	2**	2**
Type of connection	8 mm Tube Connection	8 mm Tube Connection	8 mm Tube Connection
Heating Systems (optional)			
Electrical (Hot Plate)	✓	-	-
Electrical (Heating Jacket)	✓	✓	✓
Via Fluid (Double Jacket)	✓	✓	✓
Via Fluid (Heating Coil)	✓	✓	✓
Stirring			
Via Hot Plate	✓	-	-
RV-100 (Magnetic Drive)	✓	✓	✓


* When using PTFE inserts the maximum allowable temperature is 230° C

** The number of free ports can be enlarged by the use of T-connections

BR-1000 | BR-1500 | BR-2000



Technical Specifications



TECHNICAL SPECIFICATIONS BR-1000 | BR-1500 | BR-2000

	BR-1000	BR-1500	BR-2000
Material	Stainless Steel 316Ti (1.4571) or Hastelloy C-22 (2.4602)		
Temperature max.	300° C	300° C	300° C
Pressure max.	200 bar	200 bar	200 bar
Reactor Vessel			
Volume	approx. 1,220 ml	approx. 1,740 ml	approx. 2,230 ml
Inner Diameter	90 mm	90 mm	90 mm
Inner Height	193 mm	275 mm	352 mm
Weight	approx. 10.5 kg	approx. 13 kg	approx. 16 kg
TFM™-PTFE Insert* (integrated)			
Volume	approx. 1,000 ml	approx. 1,460 ml	approx. 1,880 ml
Inner Diameter	84 mm	84 mm	84 mm
Inner Height	182.5 mm	264 mm	340 mm
Armatures	Standard Armatures Rupture Disc, Dip Tube, Valve, Tool		
	Pressure Measurement analog and/or digital		
	Ports (total) 6	6	6
	Ports (free) 2**	2**	2**
	Type of connection 8 mm Tube Connection	8 mm Tube Connection	8 mm Tube Connection
Heating Systems (optional)	Electrical (Hot Plate) -		
	Electrical (Heating Jacket) ✓	✓	✓
	Via Fluid (Double Jacket) ✓	✓	✓
	Via Fluid (Heating Coil) ✓	✓	✓
Stirring	Via Hot Plate -		
	RV-100 (Magnetic Drive) ✓	✓	✓

* When using PTFE inserts the maximum allowable temperature is 230° C

** The number of free ports can be enlarged by the use of T-connections